




Bluefish Allocation and Rebuilding Amendment



Council Meeting
December 10, 2019

Outline

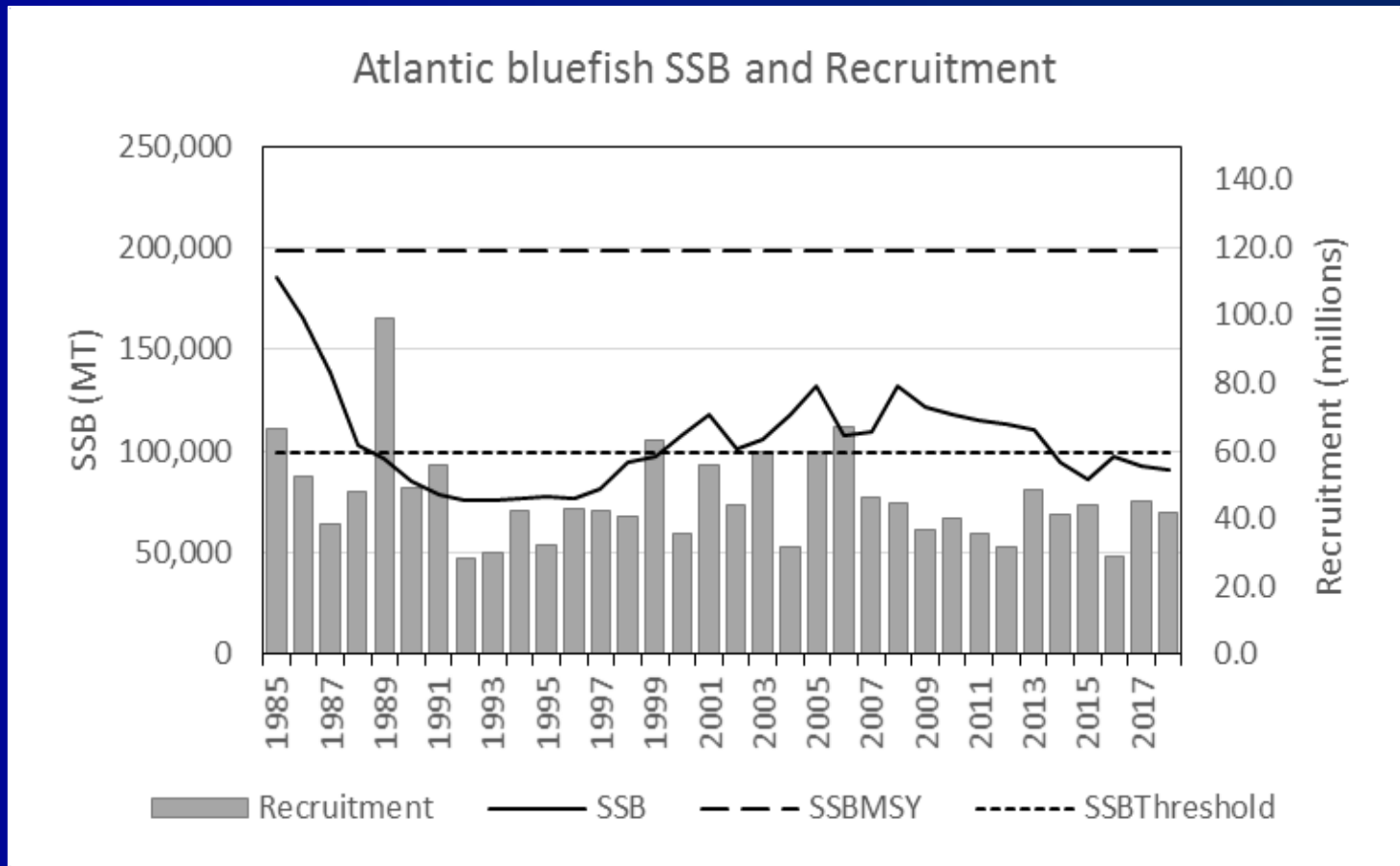
- Revised timeline
- Scoping summary recap
- Stock status
- Updated MRIP estimates
- Amendment Issues
- Supplemental scoping hearings
- Next steps
- Goal: Council approval of revised scoping document

Revised Timeline

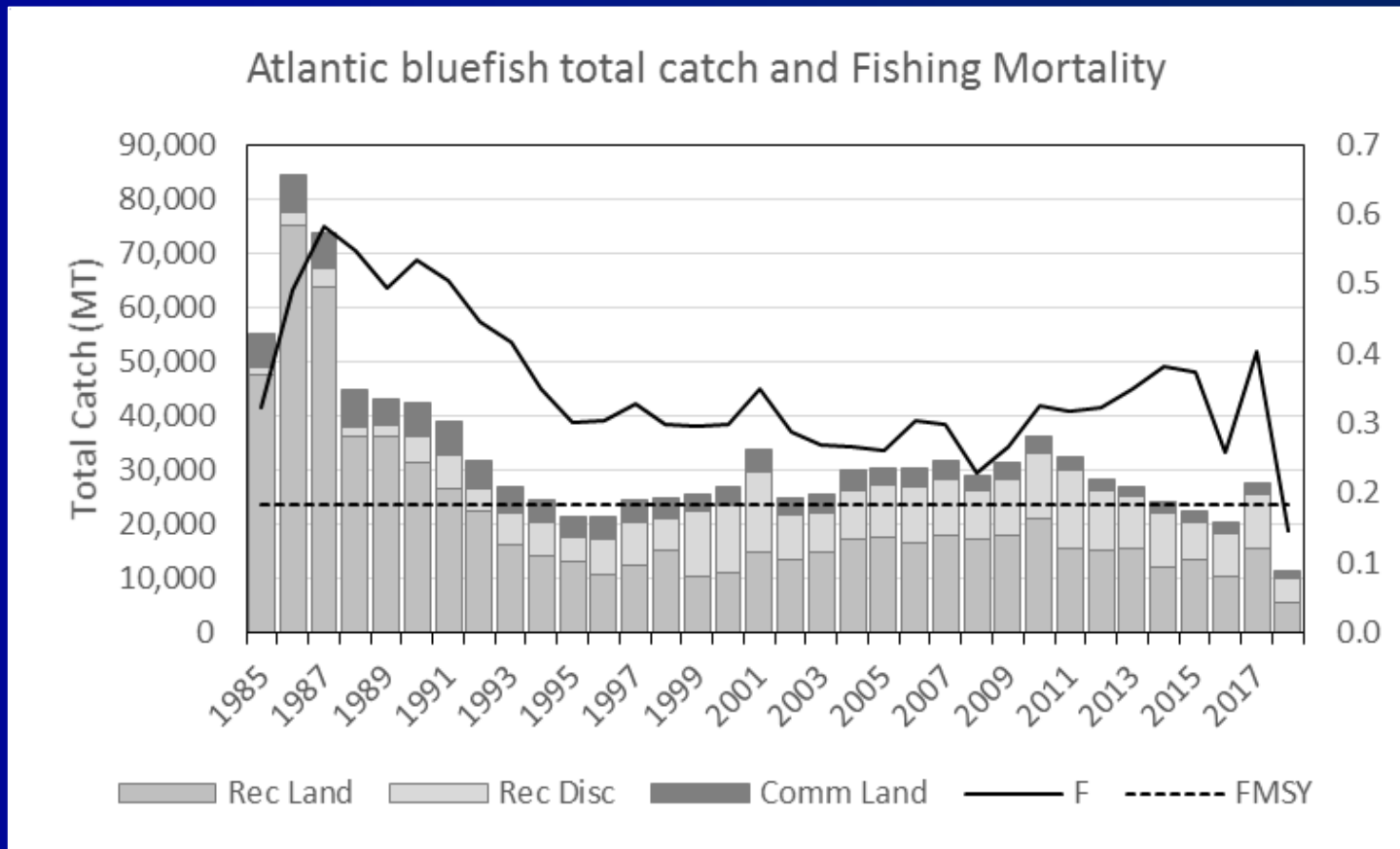
- Dec. – Identify supplemental scoping meeting dates and locations
- Jan./Feb. – Supplemental scoping hearings
- March/April - FMAT Meeting to refine scope of the action
- May – Council and Board review supplemental scoping comments and FMAT Meeting to refine scope of the action and develop draft alternatives
- June – Bluefish Committee meeting
- Aug. – approve a range of alternatives for public hearing document
-Late 2021 – Final rule effective

Issue	Number of written comments received	Number of hearing comments received
FMP Goals and Objectives		
Supports status quo	1	3
Goals and objectives should be re-evaluated and/or revised	2	0
Supports maintaining one or more of the current objectives	0	1
Commercial/Recreational Allocation		
Supports status quo	19	31
Increase commercial allocation	0	2
Decrease commercial allocation	1	0
Increase recreational allocation	0	0
Decrease recreational allocation	0	1
Update data for reallocation	1	6
Commercial Allocations to the States		
Supports status quo	3	14
Alter commercial allocations to the states	4	7
Quota Transfer Processes		
Supports status quo transfer from recreational to commercial sector	5	24
Do not allow transfer from recreational to commercial sector	6	0
Supports status quo state-to-state transfers	2	0
Do not allow state-to-state transfers	0	1
Do not allow any transfers	1	1
New transfer suggestion	1	1
Other Issues		
Status quo bag limit	0	5
Increase bag limit	0	4
Decrease bag limit	4	19
Other	10	0

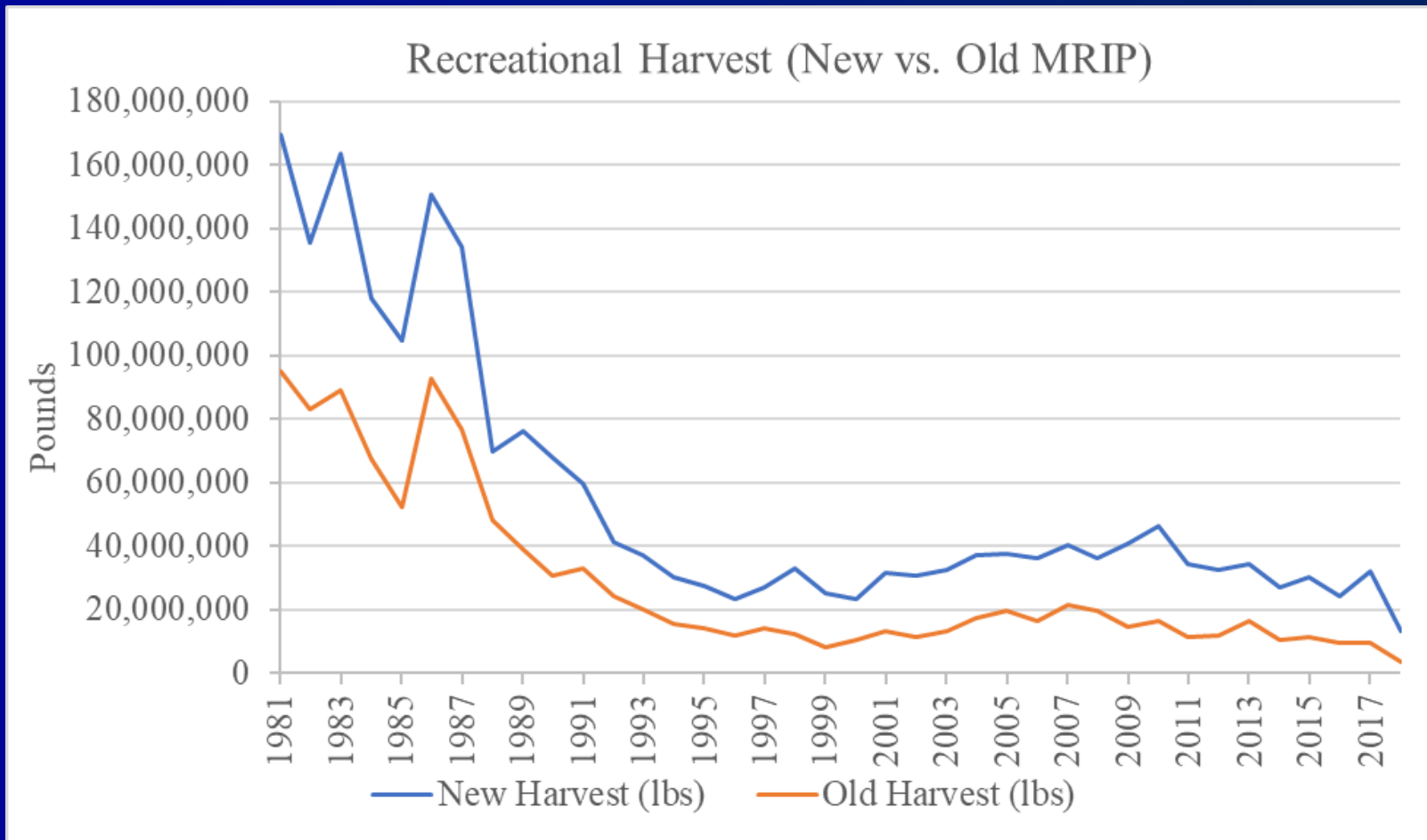
Stock Status



Stock Status



Updated MRIP estimates



Updated MRIP estimates

State	2014	2015	2016	2017	2018
Maine	4,962	13,544	57	24	0
New Hampshire	9,114	88,463	22	0	0
Massachusetts	3,411,620	3,179,562	1,023,716	1,322,338	611,557
Rhode Island	1,086,980	512,535	379,803	518,919	210,033
Connecticut	2,301,212	2,902,404	1,085,131	745,586	340,666
New York	5,023,151	8,118,412	5,042,381	6,162,504	1,399,517
New Jersey	5,477,642	5,885,884	8,390,074	6,944,754	2,007,110
Delaware	299,981	386,857	596,893	1,797,940	315,105
Maryland	484,888	453,100	304,991	332,244	493,192
Virginia	220,540	557,462	417,901	337,750	264,534
North Carolina	3,764,005	3,754,577	3,356,049	3,634,502	2,630,685
South Carolina	462,518	465,556	706,355	489,745	403,141
Georgia	31,384	24,986	4,796	4,388	70,284
Florida	4,466,279	3,755,307	2,847,135	9,732,803	4,525,038
Grand Total	27,044,276	30,098,649	24,155,304	32,023,497	13,270,862

Issue 1: FMP Goals and Objectives

Amendment Issue	FMAT	Public Comment (Scoping)
FMP Goals and Objectives	<ul style="list-style-type: none">• Develop one alternative in addition to the current G/O• Use the Summer Flounder Amendment as a model• Explore sector-based G/O• Promote catch and release	<ul style="list-style-type: none">• Status quo• Recreational management maximizing abundance over landings• Considering the economic/intrinsic value of bluefish within the recreational fishery

Issue 2: Sector Allocations

Amendment Issue	FMAT	Public Comment (Scoping)
Commercial and Recreational Sector Allocations	<ul style="list-style-type: none">• Examine MRIP PSEs• How did net bans affect allocation alternatives?• 87% rec., 13% comm. (38, 10, 5, 3 years)	<ul style="list-style-type: none">• Status quo• Wait for updated MRIP estimates

Issue 3: Comm. State Allocations

Amendment Issue	FMAT	Public Comment (Scoping)
Commercial Allocations to the States	<ul style="list-style-type: none"> • Explore variability around state landings • Explore increased landings in specific states 	<ul style="list-style-type: none"> • Status quo • Update the allocations with a more recent time series

State	ME	NH	MA	RI	CT	NY	NJ	DE	MD	VA	NC	SC	GA	FL
	0.67	0.41	6.72	6.81	1.27	10.38	14.82	1.88	3.00	11.88	32.06	0.04	0.01	10.06

Issue 4: Transfers

Amendment Issue	FMAT	Public Comment (Scoping)
Transfers	<ul style="list-style-type: none">• Comm. sector often does not utilize the transfer• Sector transfer also boosts individual state comm. quotas• Altering sector transfers may affect the need for comm. state-to-state transfers	<ul style="list-style-type: none">• Status quo: little opposition on the opportunity to transfer commercial quota between states• Status quo: Rec. to Comm., but some support revisions<ul style="list-style-type: none">○ For-hire: status quo sector transfer○ Private Rec.: often opposed the sector transfer○ Comm.: Support both transfer options

Issue 5: Rebuilding

- Received the official overfished notice from GARFO on November 19, 2019
- Deadline for submission is 2 years
- Work with the NEFSC to develop rebuilding projections
- Refine steps to be taken in the rebuilding plan with the FMAT

Issue 6: Other

Amendment Issue	FMAT	Public Comment (Scoping)
Other	<ul style="list-style-type: none">• Most other issues can be addressed through specs.	<ul style="list-style-type: none">• Update all data and indices with new MRIP estimates• Review/revise the 15-fish federal bag limit• Management uncertainty – reductions prior to sector split

Next Steps

- Identify supplemental scoping dates and locations
- Supplemental scoping hearings (Jan-Feb)
- FMAT meeting
- Bluefish Committee Meeting
- Develop/Refine draft alternatives
- August 2020 – approve a range of alternatives for a public hearing document

Motion

- Move to approve the supplemental document once staff incorporates dates and locations for additional hearings.

Extra: Amendment Issues

Amendment Issue	FMAT	Public Comment (Scoping)
FMP Goals and Objectives	<ul style="list-style-type: none"> • Develop one alternative in addition to the current G/O • Use the Summer Flounder Amendment as a model • Explore sector-based G/O • Promote catch and release 	<ul style="list-style-type: none"> • Status quo • Recreational management maximizing abundance over landings • Considering the economic/intrinsic value of bluefish within the recreational fishery
Commercial and Recreational Sector Allocations	<ul style="list-style-type: none"> • Examine MRIP PSEs • How did gillnet bans affect allocation alternatives • 87% rec., 13% comm. (38, 10, 5, 3 years) 	<ul style="list-style-type: none"> • Status quo • Wait for updated MRIP estimates
Commercial Allocations to the States	<ul style="list-style-type: none"> • Explore variability around state landings • Explore increased landings in states 	<ul style="list-style-type: none"> • Status quo • Update the allocations with a more recent time series
Transfers	<ul style="list-style-type: none"> • Comm. sector often does not utilize the transfer • Sector transfer also boosts individual state comm. quotas • Altering sector transfers may affect the need for comm. state-to-state transfers 	<ul style="list-style-type: none"> • Status quo: little opposition on the opportunity to transfer commercial quota between states • Status quo: Rec. to Comm., but some support revisions <ul style="list-style-type: none"> ○ For-hire: status quo sector transfer ○ Private Rec.: often opposed the sector transfer ○ Comm.: Support both transfer options
Other	<ul style="list-style-type: none"> • Most other issues can be addressed through specifications 	<ul style="list-style-type: none"> • Update all data and indices with new MRIP estimates • Review/revise the 15-fish federal bag limit

Extra: (Issue 2) Sector Allocations

- Current Allocations

- 83% Recreational, 17% Commercial
- Based on 1981-1989 landings data (Amend. 1)

		Amend 1	38 years	20 years	10 years	5 years	3 years	Last year
		1981-1989	1981-2018	1999-2018	2009-2018	2014-2018	2016-2018	2018
New MRIP	Rec	90%	87%	85%	87%	87%	87%	86%
	Comm	10%	13%	15%	13%	13%	13%	14%
Old MRIP	Rec	83%	77%	70%	72%	70%	69%	62%
	Comm	17%	23%	30%	28%	30%	31%	38%