

Blueline Tilefish



Scientific and Statistical Committee Meeting
March 10, 2020

Outline



- Meeting objective
- Specifications process
- Stock status
- Review recent fishery performance (fishery information document)
- Review 2020 Fishery Performance Report
- Review 2021 staff recommendation

Meeting Objective



- Review the 2021 blueline tilefish specifications
 - ABC and management measures
 - Factors influencing recent catch and landings
 - AP Fishery Performance Report
 - Other issues or concerns

2019 Specifications



- Reviewing 2019-2021 (2021) specifications
- Commercial trip limits
 - 500 lbs → 300 lbs once 70% of the quota has been landed - gutted weight (head and fins must be attached)
 - Open until closure
- Recreational trip limits
 - 7,5,3 (Inspected, Uninspected, Private)
 - May 1 – Oct 31

2019-2021 Specifications

Specification	Recreational	Commercial
ABC	100,520 lbs	
ACLs	73,380 lbs	27,140 lbs
ACTs	73,380 lbs	27,140 lbs
TALs	71,912 lbs	26,869 lbs

2019 Landings

Recreational (Numbers)		Commercial (Pounds)
10,711 (VTRs)	4,839 (MRIP-Private) 7,916 (Delphi est. – Private)	22,483

Stock Status



- SEDAR 50 (2017)
 - North (NOH) and South of Cape Hatteras (SOH)
 - SOH
 - Not overfished, overfishing not occurring
 - NOH
 - Unknown: Data Limited Toolkit used to estimate ABCs

Specifications Process

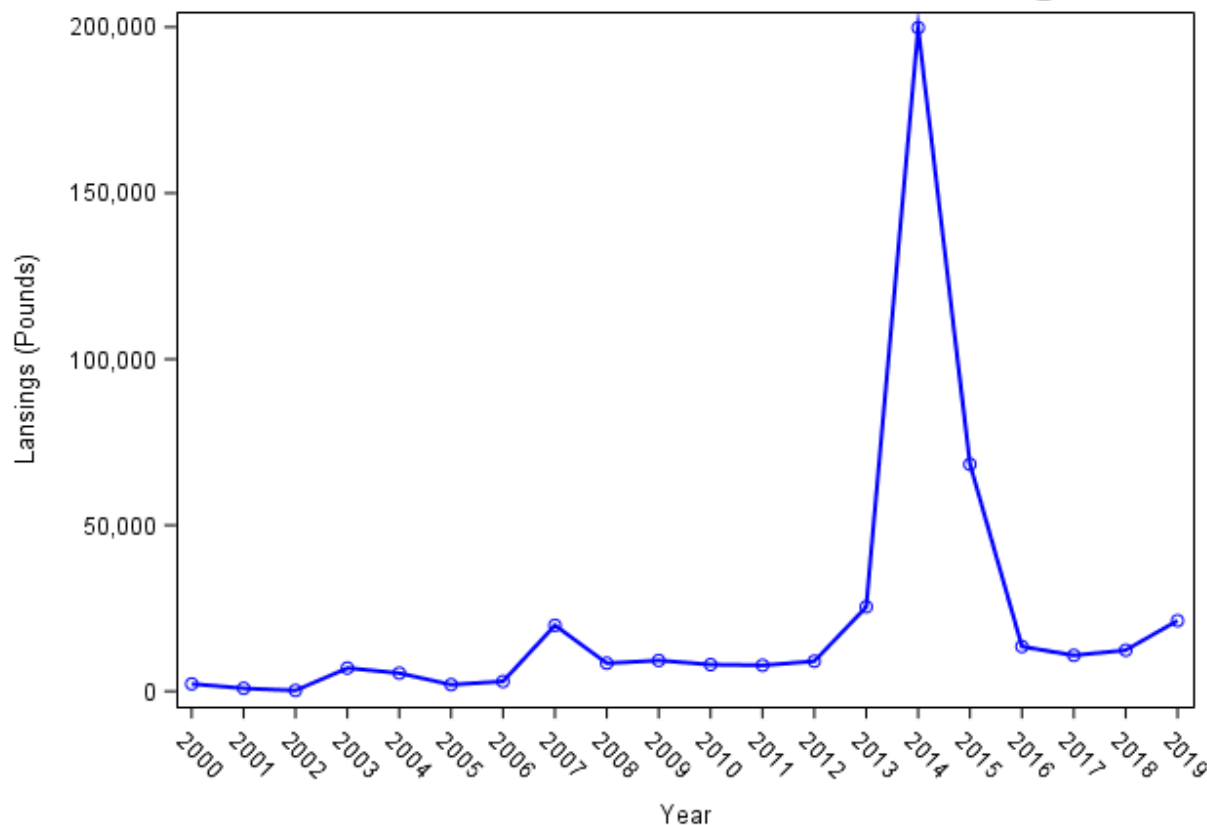


- Assessment (2017) made no ABC recommendations
 - 2 Stocks
- Subcommittee: MAFMC/SAFMC/NEFSC/SEFSC
 - Develop ABC recommendations North of Cape Hatteras
- SSC: ABC recommendations at March meeting
 - Will review 2020 FPR and AP info doc
- MC: Recommend management measures at March meeting
- Council: Approve specifications at the April meeting

Commercial Fishery Performance



Blue Line Tilefish Dealer Landings



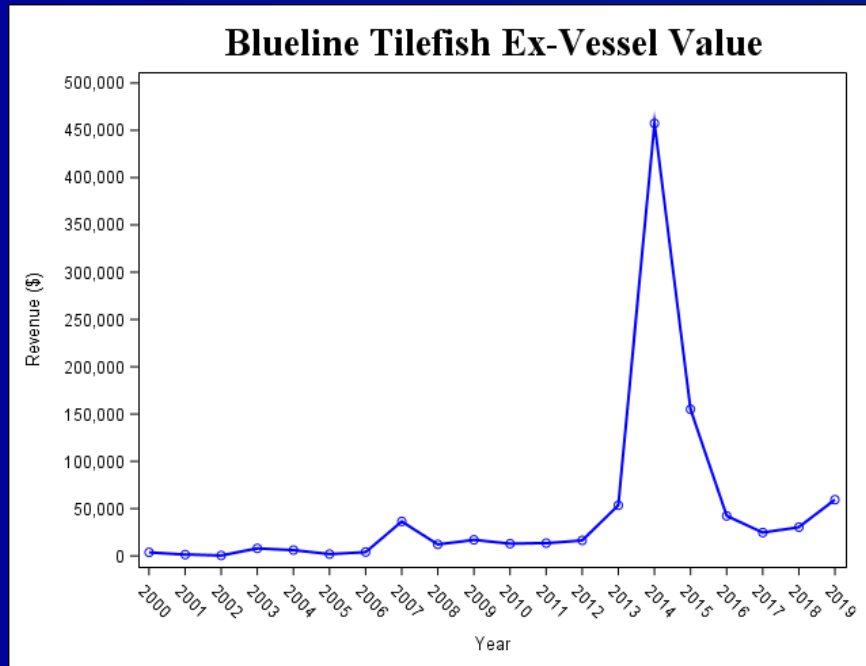
Year	Landings (lbs)
2013	26,780
2014	217,016
2015	73,668
2016	14,203
2017	11,485
2018	13,083
2019	22,483

NMFS unpublished dealer data, ME-VA

Commercial Fishery Performance

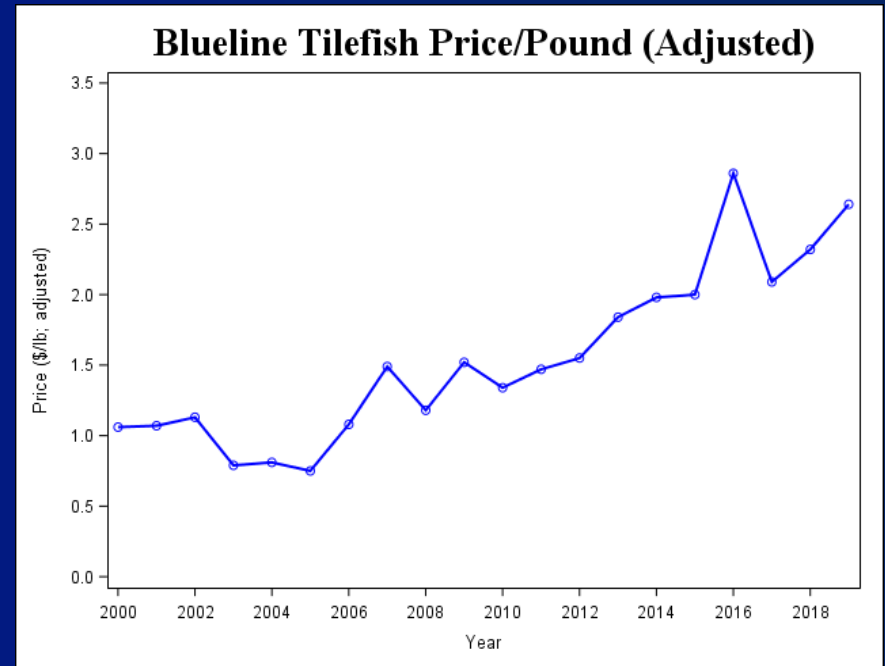


Figure 3. Ex-Vessel Revenues for blueline tilefish, Maine through Virginia combined, 2000-2019.



2019: \$59,401

Figure 4. Price for blueline tilefish, Maine through Virginia combined, 2000-2019. Note: Price data have been adjusted by the GDP deflator indexed for 2018 (2019 – unadjusted).



2019: \$2.64

Commercial Fishery Performance

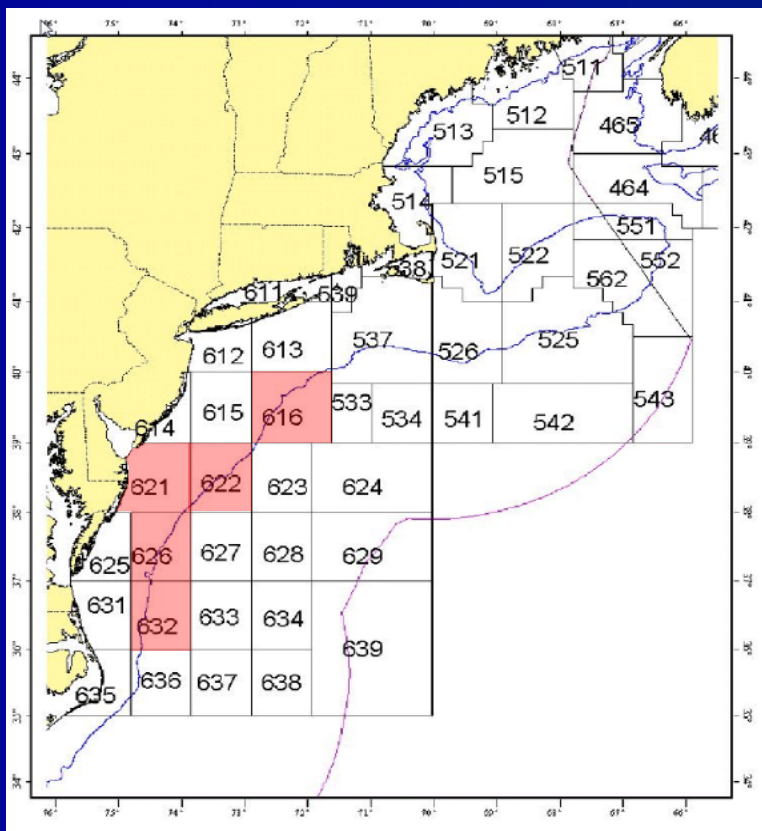
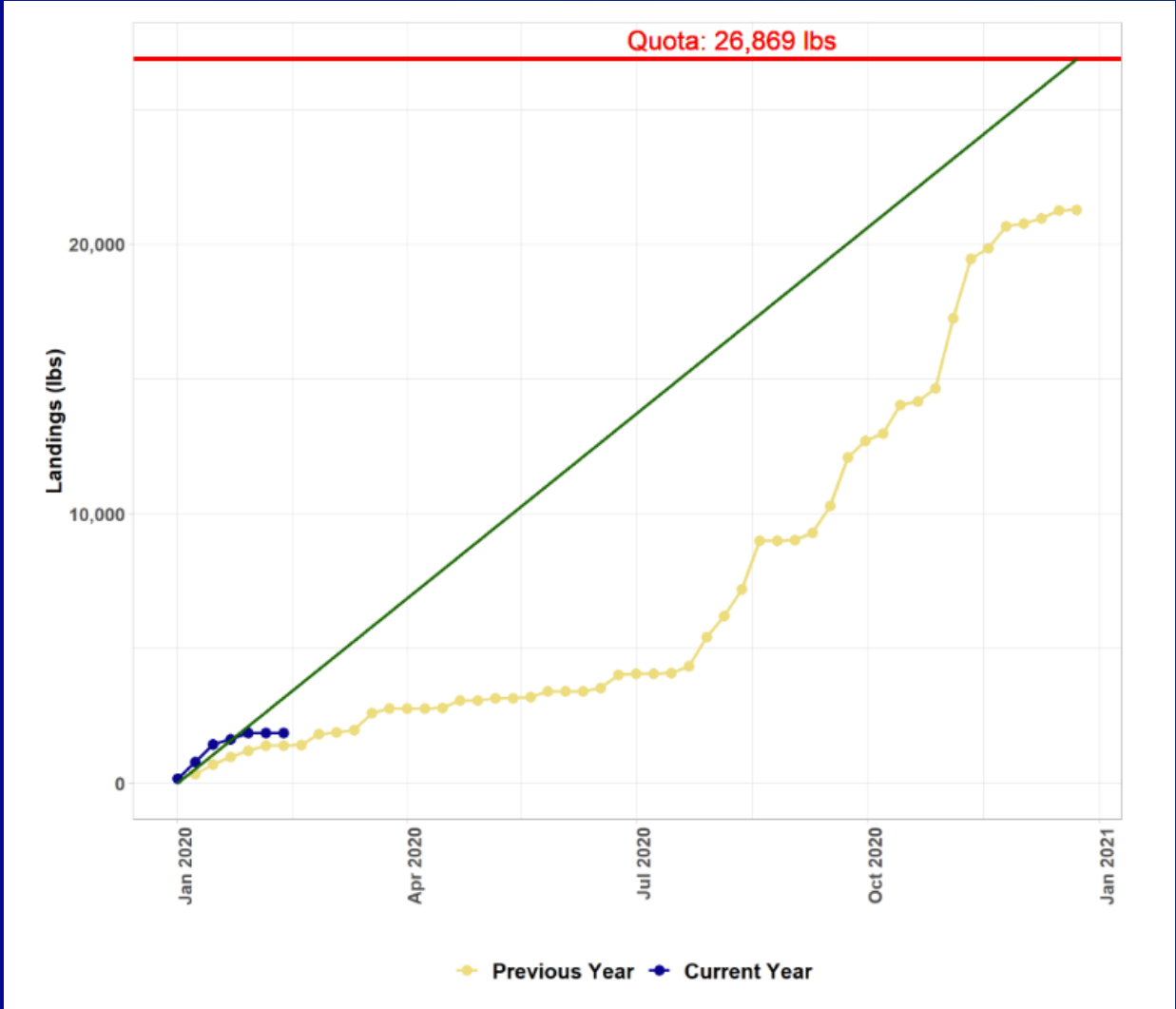


Figure 2. NMFS statistical areas accounting for Landings of more than 10,000 blue line tilefish identified with commercial vessel trip reports (VTRs), 1994-2019. Source: NMFS unpublished VTR data.

2019 Landings by Gear

Gear	Pounds	Percent
Bottom Trawl	8,574	38%
Handline	6,056	27%
Bottom Longline	4,563	20%
Unknown	2,164	10%
Gill Net	713	3%
Midwater Trawl	362	2%
Pot/Trap	51	<1%
Total	22,483	100%

Commercial Fishery Performance



Recreational Fishery Performance



MRIP

Year	State	MRIP (#)	Mode
2015	DE	4,663	Private/Rental
2016	MD	46,106	Private/Rental
	NJ	9,924	Private/Rental
	VA	1,222	Charter
	VA	60,803	Private/Rental
2017	VA	12,122	Private/Rental
2018	DE	19	Charter
	MD	11	Party
	VA	2,373	Charter
	VA	2,989	Private/Rental
2019	MD	4,839	Private/Rental
	VA	2,225	Charter

Party/Charter

Year	Trips	Catch (#)	Reported Discards (#)
2012	103	10,051	338
2013	120	11,838	128
2014	138	15,849	254
2015	170	14,391	292
2016	158	15,493	246
2017	129	10,164	115
2018	221	12,432	99
2019	167	10,711	176

Blueline tilefish VTR landings and discards from ME-VA, 2012-2019 (Numbers of fish).

Recreational Fishery Performance



	Party - VTR (Numbers)	Charter - VTR (Numbers)	*Private Rental (MRIP- Numbers)	Private Rental (Delphi - Numbers)	Total (Numbers)	Total (Pounds)
2015	12,138	2,253	4,663	2,369	19,054	69,547
2016	13,476	2,017	116,833	2,121	132,326	482,990
2017	8,564	1,600	12,122	1,683	22,286	81,344
2018	4,702	7,730	2,989	8,129	20,561	75,048
2019	3,183	7,528	4,839	7,916	18,627	67,989

Table 7. Recreational blueline tilefish catch (ME-VA) using VTRs (party/charter) and estimating private/rental with assumed weights (**Delphi – 105.16% of charter**). Pounds are generated using an accepted average weight of **3.65 pounds** (Amendment 6 to the Tilefish FMP).

*MRIP private rental PSEs ~80

Private Recreational Permitting/Reporting

- Approved in Amendment 6 to the Tilefish FMP in 2017, but with delayed implementation
- Proposed rule published on January 29, 2020
- Implementation expected on May 1, 2020
- Outreach to occur between March - April



Discussion Points for the AP

- What factors have influenced recent blue line tilefish catch?
 - Markets/economy?
 - Environment?
 - Fishery regulations?
 - Other factors?
- Are the current fishery regulations appropriate?
How could they be improved?
- Feedback on some of the patterns we saw in 2018
- What else is important for the Council to know?

Fishery Performance Report



- No major changes have been observed for bluelines in terms of catch rates/composition
 - Once blueline limits are met recreational trips search for other targets
- When targeting other species, trip limits restrict commercial fishermen from targeting areas where bluelines are present
- Often hit trip limits when targeting blueline tilefish
- Many advisors stated they do not want to see changes to the specifications and management since the fishery is still new
- Recreational effort decreased this year as it does not make economic sense to target blueline tilefish when tuna are not present; 2019 was better than 2018, but still not great

Fishery Performance Report



- New York (Hunts Point) was receiving approximately \$2.85 per pound, and occasionally as high as \$3.00 per pound for larger fish
 - Advisors remain confident that there is continued demand for blue line tilefish
- Advocated to maintain the 3, 5, 7 bag limits in place since there is currently limited reporting for private anglers and we are still learning how the fishery responds to management in the Mid-Atlantic
- Some disagreement on whether an increased bag limit will have negative effects on the overall stock
- Advisors want to avoid creating a directed fishery especially with the uncertainty of the overall stock

Staff Recommendations



- Considering recent year's recommendations from the AP, joint subcommittee and SSC, and given recent fishery performance, Council staff recommends a status quo blue line tilefish ABC of 100,520 pounds (45.60 mt) for 2021.

Questions?



Image: David Hoke